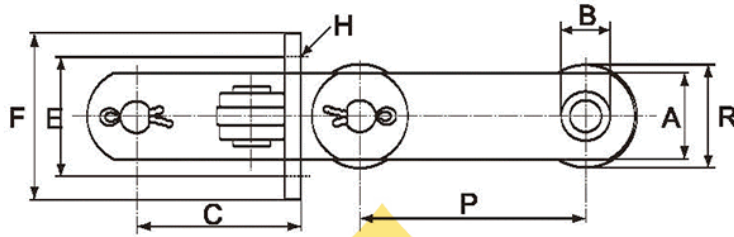
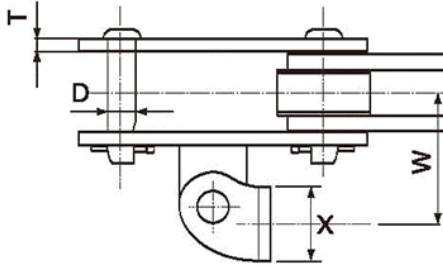


### As2 ATTACHMENT FOR INTERMEDIATE CARRIER.

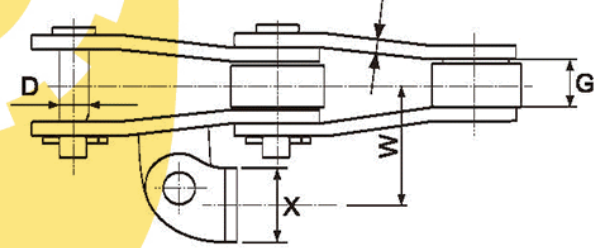
Intermediate carrier operate in the most corrosive conditions brought about by continuous operation in raw sugar juice. As a consequence chains employ corrosion resistant materials.



TYPE A



TYPE B

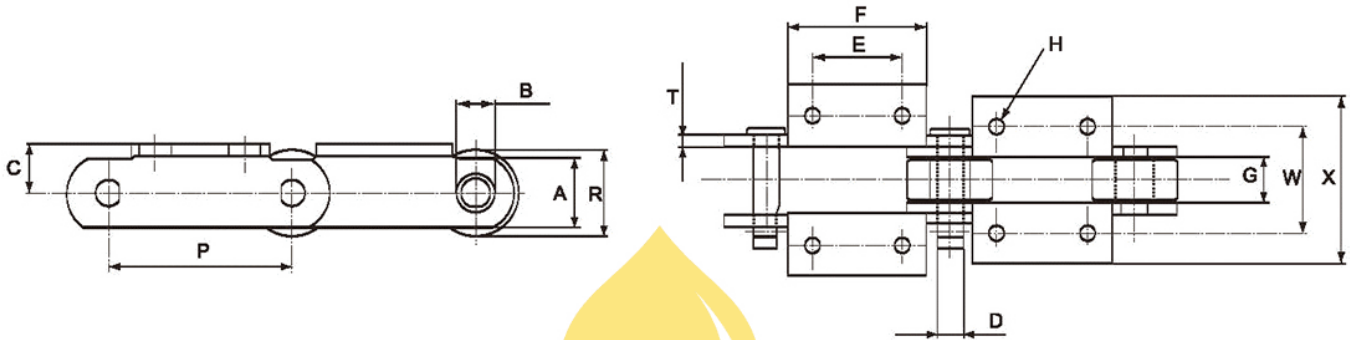


Chain No.	P	A	T	D	R	B	G	C	E	F	H	W	X
09060	152.4	50.8	9.5	19.05	69.85	28.7	38.1	111.25	82.8	114.3	12.7	88.9	50.8
09061	152.4	57.15	9.5	19.05	69.85	28.7	38.1	111.25	82.8	114.3	12.7	88.9	50.8
D2184	152.4	50.8	9.5	22.35	76.2	31.75	35	143	88.9	127	12.7	92.2	50.8
09063	152.4	60.5	10.3	23.9	76.2	31.75	38.1	143	88.9	127	12.7	100.1	50.8
1796	152.4	57.15	9.5	22.23	69.85	38.1	38.1	111.25	82.8	114.3	12.7	88.9	50.8
2600	152.4	76.2	9.5	25.35	88.9	38.1	63.5	143	83.1	127.1	12.7	120.7	50.8

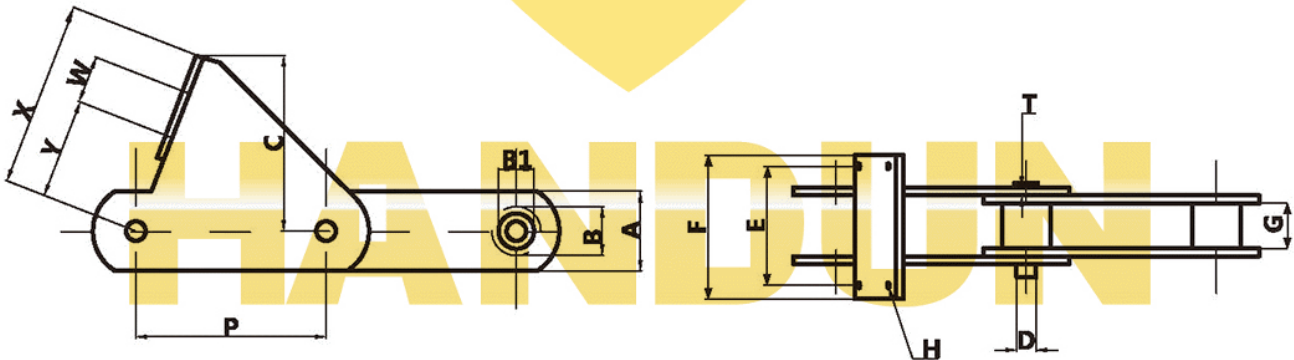


## K2 attachment for Main cane carrier

Cane carrier chains are fabricated engineering class designed to meet the most demanding service requirements in sugar mills. Our chain select optimum materials and heat treatment conditions to maximise reliability and service life.



Chain No.	P	A	T	D	R	B	G	C	E	F	H	W	X
09060	152.4	50.8	9.5	19.05	69.85	28.7	38.1	41.3	76.2	114.3	12.7	111.2	171.6
SS996	152.4	50.8	9.5	19.05	69.85	33.02	38.1	41.3	76.2	139.7	12.7	111.2	152.4
09061	152.4	57.15	9.5	19.05	69.85	28.7	38.1	41.3	76.2	114.3	12.7	111.2	165.2
1796	152.4	57.15	9.5	22.23	69.85	38.1	38.1	41.3	76.2	114.3	12.7	111.2	165.2
B5499	228.6	69.85	12.7	25.4	92.08	38.1	41.4	63.5	114.4	152.4	15.9	157.2	195.2
SS2198	152.4	57.15	12.7	22.23	76.2	31.75	38.1	41.3	76.2	114.3	14.3	111.2	151.6
09063	152.4	60.5	10.3	23.8	76.2	31.75	38.1	44.5	76.2	114.3	12.7	111.2	165.2
SS800R	203.2	71.35	12.7	25.4	88.9	38.1	46	55.6	114.4	177.8	15.9	131.8	184.2



Chain No.	P	D	A	G	B	B1	C	E	F	H	T	W	X	Y
D2184	152.4	22.35	50.8	35	31.75	-	159.5	101.6	127	12.7	9.5	50.8	165.1	82.55
1796	152.4	22.23	57.15	38.1	38.1	31.75	98.55	120	160	12	9.5	50	128.5	53.59

\* Cast links chains for intermediate carrier, with greatest strength lies in the extensive metallurgical experience. Please contact with us for details.

\* Our Drop forged chain for feed and washing tables.

\* Our Welded steel chain for feed and washing tables, offers maximum flexibility to sugar mill users since attachments can be welded on site.

\* Our agricultural chain CA550 with C11E attachment, hollow pin chains could be used for Cane harvester.

\* There are special forged link chain with pitch 304.8 for cane carriers. Contact with us for details